

# Answer Key



## Chapter 5 QUIZ



The quiz is broken down into two parts that can be graded separately -

1. The MAIN QUIZ with 100 total points, and
2. An optional EAR TRAINING SECTION with 100 additional points.

If you choose to include the Ear Training, just decide what percent of the overall quiz grade the additional Ear Training Questions should be (weight as a group) vs. the rest of the quiz (weight as a group).

---

### QUIZ INSTRUCTIONS TO STUDENTS -

For answers that require names of notes (letters) or scale degrees (numbers), use the symbols “ # ” or “ b ” when necessary, NOT the words "sharp" or "flat.”

8 pts

1. Spell the following **major scales**. Use one dash between each note name and include the tonic (starting) note again at the end.

( For example: G-A-B-C-D-E-F#-G ).

**D major** (hint: there are 2 sharps)

**E major** (hint: there are 4 sharps)

**G major** (hint: there is one sharp)

**E<sup>b</sup> major** (hint: there are 3 flats)

9 pts

2. Spell the following first inversion chords. As with all chord spelling, include one dash between each note and order your notes in ascending pitch.

D/F#

F/A

Eb/G

A/C#

G/B

E/G#

7.5 pts

3. What scale degrees are needed to spell the following chords? Answer with numbers, adding # or b symbols if needed. Use one dash between each scale degree. ( For example: 1-#2-3 ).

maj7 chord

m7 chord

Dominant 7

15 pts

4. Spell the following diatonic 7th chords. Answer with letter names and use one dash between each name. )

Dm7

D7

Emaj7

Amaj7

G7

Ebmaj7

Ebm7

Bbmaj7

Am7

Fm7

14 pts

5. Write in the DIATONIC SEVENTH CHORDS for the following major keys. Use letter names, not roman numerals. Place the chords in ascending order.

Key of D MAJOR

--	--	--	--	--	--	--

Key of G MAJOR

--	--	--	--	--	--	--

Key of A MAJOR

--	--	--	--	--	--	--

3 pts

6. Fill in the letter-name symbols for this 6-chord sequence from "Sister Golden Hair." ( Key is E major )

**" Sister Golden Hair" — America — 1975**

KEY - E major

**VI<sup>m</sup>**

**III<sup>m</sup>**

**IV**

**II<sup>m</sup>**

**IV**

**I**

--	--	--	--	--	--

4 pts

7. Fill in the letter-name symbols for this 8-chord sequence from "All Over Again."  
(Key is E<sub>b</sub> major)

**"All Over Again" — Little Big Town — 2010**

KEY - Eb major

<b>I</b>	<b>I/7</b>	<b>VIIm</b>	<b>IV</b>
<input type="text"/>	<input type="text"/>	<input type="text"/>	<input type="text"/>

<b>I</b>	<b>IIIm</b>	<b>I/3</b>	<b>IV</b>
<input type="text"/>	<input type="text"/>	<input type="text"/>	<input type="text"/>

4 pts

8. Fill in the letter-name symbols for this 8-chord sequence from "Welcome to the Black Parade." (Key is G major)

**"Welcome to the Black Parade" —  
My Chemical Romance — 2007**

KEY - G major

<b>I</b>	<b>V/3</b>	<b>VIIm</b>	<b>I/5</b>
<input type="text"/>	<input type="text"/>	<input type="text"/>	<input type="text"/>







  

<b>IV</b>	<b>I/3</b>	<b>IIIm</b>	<b>V</b>
<input type="text"/>	<input type="text"/>	<input type="text"/>	<input type="text"/>

12 pts

9. --- Which of these songs has a bass note drone? (Label with the letter "**B**" in the right column).
- Which has a treble note drone? (Label with "**T**").
- Which has a riff (repeated pattern) that acts like a drone? (Label with "**R**").

B, T, or R ?

 Tr. 1	"Celebration"	Kool & The Gang	1981	<input type="text"/>
 Tr. 2	"Hysteria"	Def Leppard	1988	<input type="text"/>
 Tr. 3	"Love the One You're With"	Steven Stills	1971	<input type="text"/>
 Tr. 4	"The River"	Imagine Dragons	2013	<input type="text"/>
 Tr. 5	"Come On Get Higher"	Matt Nathanson	2008	<input type="text"/>
 Tr. 6	"How Long"	Ace	1975	<input type="text"/>

7.5 pts

10. Spell the following chords. Answer with letter names and use one dash between each name. )

Csus2

Esus2

Csus4

Gsus4

Ebsus2

Fsus4

4 pts

11. Fill in the roman numerals for this 5-chord sequence from "True Colors." (Key is C major)

*True Colors – Cyndi Lauper – 1986*

KEY - C major

Am

G/B

C

C/E

Fmaj7

12 pts

12. Listen to the following song and answer these 2 questions:

— Which measure has the most tension? Write bar number (ignore repeats)

— Which of the following devices was used to create a strong focal point ?  
( Answer "yes" or "no" for each device )

☐

Extended section with an extra odd-numbered bar

☐

Avoidance of the I chord

☐

Short harmonic pattern is repeated

☐

Contrast in harmonic rhythm - slower chord changes


☐

V to I resolution

**"It Ain't Me Babe" — The Turtles — 1964**

KEY - G major

 Tr. 7



0:05 VERSE



0:21 PRE-CHORUS



0:41 CHORUS



## OPTIONAL EAR TRAINING QUESTIONS –

Listen to the following ear training questions and write in the chord names (either roman numerals or letters) as you hear them. These questions are in the same format as the Chapter 5 ear training exercises, with the **key note played four times before each chord progression starts**.

For AUDIO, listen to the Ch. 5 Ear Training Playlist

20 pts

🔊 E.T. 1 (key of D major)

chord 1	ch 2	ch 3	ch 4	ch 5	ch 6	ch 7	ch 8
<input type="text"/>	<input type="text"/>	<input type="text"/>	<input type="text"/>	<input type="text"/>	<input type="text"/>	<input type="text"/>	<input type="text"/>

20 pts

🔊 E.T. 2 (key of D major)

chord 1	ch 2	ch 3	ch 4	ch 5	ch 6	ch 7	ch 8
<input type="text"/>	<input type="text"/>	<input type="text"/>	<input type="text"/>	<input type="text"/>	<input type="text"/>	<input type="text"/>	<input type="text"/>

20 pts

🔊 E.T. 3 (key of D major)

chord 1	ch 2	ch 3	ch 4	ch 5	ch 6	ch 7	ch 8
<input type="text"/>	<input type="text"/>	<input type="text"/>	<input type="text"/>	<input type="text"/>	<input type="text"/>	<input type="text"/>	<input type="text"/>

20 pts



**E.T. 4** (key of D major)

chord 1

ch 2

ch 3

ch 4

ch 5

ch 6

ch 7

ch 8

20 pts



**E.T. 5** (key of D major)

chord 1

ch 2

ch 3

ch 4

ch 5

ch 6

ch 7

ch 8