



Chapter 2 QUIZ



For answers that require names of notes (letters) or scale degrees (numbers), use the symbols “ # ” or “ b ” when necessary, NOT the words "sharp" or "flat."

1. What are the two possible names for the note between **G** and **A** ? Use one dash between each note name and no blank spaces. (For example: C#-E)

2. What are the two possible names for the note between **E** and **F#** ? Use one dash between each note name.

3. Label the distances between the following pairs of notes. For your answer, choose from the following 3 options:

half step (answer in the blank with the letter "**H**"),

whole step (answer with the letter "**W**"),

or **octave** (answer with the letter "**O**")

G to **A**

G to **G#**

E to **F**

G to next higher **G**

E_b to **D**

C to **B_b**

4. Spell the following **major scales**. Use one dash between each note name and include the tonic (starting) note again at the end.

(For example: G-A-B-C-D-E-F#-G).

D major (hint: there are 2 sharps)

F major (hint: there is one flat)

E^b major (hint: there are 3 flats)

A major (hint: there are 3 sharps)

B^b major (hint: there are 2 flats)

G major (hint: there is one sharp)

5. What **scale degrees** are needed to spell the following chords ? Answer with numbers, adding # or b symbols if needed. Use one dash between each scale degree. (For example: 1-#2-3).

Major Triad

Minor Triad

Diminished Triad

6. Spell the following chords. (Answer with note names and use one dash between each name.)

D

Dm

F

Fm

E_b

E_bm

A

A_m

G

G_m

- 7.** Write in the **IV**, **V**, and **VI_m** chords for the following major keys. (Answer with letter name chord symbols)

(key)

I	IV	V	VI_m
C	<input type="text"/>	<input type="text"/>	<input type="text"/>
E_b	<input type="text"/>	<input type="text"/>	<input type="text"/>
A	<input type="text"/>	<input type="text"/>	<input type="text"/>
F	<input type="text"/>	<input type="text"/>	<input type="text"/>

- 8.** Which three diatonic triads are the most common in any major key ? (Answer in **roman numerals** with one dash between each chord)

Of these three chords, which has the most musical tension ?

Which chord is considered “home base” (resolves the tension) ?

- 9.** Write out the “**doowop**” chord progression in roman numerals. Include one dash between each chord.

10. Write out the “**circular major**” chord progression in roman numerals. Include one dash between each chord.

11. Fill in the letter-name symbols for this 4-chord sequence from “I’ll Be Missing You.”
(Key is G major)

“I’ll Be Missing You” - Puff Daddy & Faith Evans - 1997

KEY - G major

I	VI _m	IV	V
<input type="text"/>	<input type="text"/>	<input type="text"/>	<input type="text"/>

12. Fill in the letter-name symbols for this 7-chord sequence from “You Might Think.”
(Key is D major)

“You Might Think” — The Cars — 1984

KEY - D major

I	IV	V	I	VI _m	V	IV
<input type="text"/>	<input type="text"/>	<input type="text"/>	<input type="text"/>	<input type="text"/>	<input type="text"/>	<input type="text"/>

13. Fill in the letter-name symbols for this 4-chord sequence from “Little Star.”
(Key is A major)







“Little Star” — The Elegants — 1959

KEY - A major

I	VI _m	II _m	V
<input type="text"/>	<input type="text"/>	<input type="text"/>	<input type="text"/>

- 14.** Listen to the following songs. Which of these songs has an accompaniment based on a **repeated riff** (answer with the letter “**R**” in the right column). Which has an accompaniment based on a **chord progression** (answer with the letter “**C**” in the right column)

For AUDIO, listen to the Ch. 2 Quiz Playlist, tracks 1 thru 6

				R or C ?
 Tr. 1	“Night Moves”	Bob Seger	1977	<input type="text"/>
 Tr. 2	“She Bop”	Cyndi Lauper	1984	<input type="text"/>
 Tr. 3	“Spoonman”	Soundgarden	1994	<input type="text"/>
 Tr. 4	“Hey Ya!”	Outkast	2004	<input type="text"/>
 Tr. 5	“Peter Gunn”	Ray Anthony	1959	<input type="text"/>
 Tr. 6	“Let Her Cry”	Hootie & The Blowfish	1995	<input type="text"/>

- 15.** Spell the following **major pentatonic scales**. Use one dash between each note name and include the tonic (starting) note again at the end.
(For example: A-B-C-D-E-A).

C MAJOR PENTATONIC

E MAJOR PENTATONIC

- 16.** Fill in the roman numerals for this 4-chord sequence from “Body Like a Back Road.” (Key is F major)

“Body Like a Back Road” — Sam Hunt — 2017

KEY - F major

F	C	Dm	Bb
<input type="text"/>	<input type="text"/>	<input type="text"/>	<input type="text"/>

- 17.** Fill in the roman numerals for this 7-chord sequence from “Ramblin’ Man.” (Key is Ab major)

“Ramblin’ Man” — Allman Brothers Band — 1973

KEY - Ab major

Db	Ab	Fm	Db	Ab	Eb	Ab
<input type="text"/>	<input type="text"/>	<input type="text"/>	<input type="text"/>	<input type="text"/>	<input type="text"/>	<input type="text"/>

- 18.** Listen to the following song (track 7 in the Quiz Playlist), STARTING AT **0:29**. Then answer these 2 questions:

- Which measure has the most tension? (write bar number)
- Which of the following devices was used to create a strong focal point ?
(Answer with number from the list below)
1. V to I resolution,
 2. Avoidance of the I chord,
 3. Extended section with an extra odd-numbered bar,
 4. All of the above

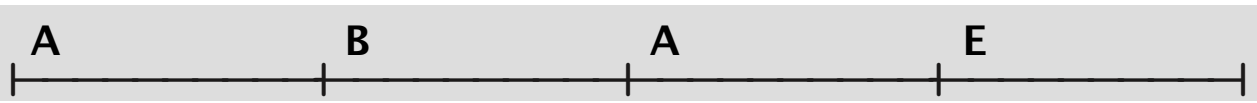
"When Will I Be Loved" - Linda Ronstadt - 1975

KEY - E major


 Tr. 7

To navigate within the audio track, slide the progress bar forward to **0:29**.

4/4



0:29 VERSE



0:46 CHORUS

OPTIONAL EAR TRAINING QUESTIONS –

Listen to the following ear training questions and write in the chord names (either roman numerals or letters) as you hear them. These questions are in the same format as the Chapter 2 ear training exercises, with the **key note played four times before each chord progression starts**.

For AUDIO, listen to the Ch. 2 Ear Training Playlist

 **E.T. 1 (key of G major)**

chord 1	ch 2	ch 3	ch 4	ch 5	ch 6	ch 7	ch 8	ch 9
<input type="text"/>	<input type="text"/>	<input type="text"/>	<input type="text"/>	<input type="text"/>	<input type="text"/>	<input type="text"/>	<input type="text"/>	<input type="text"/>

 **E.T. 2** (key of G major)

chord 1	ch 2	ch 3	ch 4	ch 5	ch 6	ch 7	ch 8
<input type="text"/>	<input type="text"/>	<input type="text"/>	<input type="text"/>	<input type="text"/>	<input type="text"/>	<input type="text"/>	<input type="text"/>

 **E.T. 3** (key of G major)

chord 1	ch 2	ch 3	ch 4	ch 5	ch 6	ch 7	ch 8	ch 9
<input type="text"/>	<input type="text"/>	<input type="text"/>	<input type="text"/>	<input type="text"/>	<input type="text"/>	<input type="text"/>	<input type="text"/>	<input type="text"/>