



Chapter 12 QUIZ



For answers that require names of notes (letters) or scale degrees (numbers), use the symbols “ # ” or “ b ” when necessary, NOT the words "sharp" or “flat.”

1. SCALE REVIEW - Spell the following scales. Use one dash between each note name and include the tonic (starting) note again at the end.

(For example: G-A-B-C-D-E-F#-G).

G major

B major

F major

A major

2. TRIADS REVIEW - Write in the diatonic triads for the following major keys. Use letter names, not roman numerals. Place the chords in ascending order.

Key of Eb MAJOR

--	--	--	--	--	--	--

Key of Bb MAJOR

--	--	--	--	--	--	--

3. TRIADS REVIEW - Write in the diatonic triads for the following MINOR key. Use letter names, not roman numerals. Place the chords in ascending order.

Key of G MINOR

--	--	--	--	--	--	--

4. Write in the secondary dominant chords and their targets for the following major keys. (write secondary dominants as 7th chords)

KEY - C MAJOR

$V/V \rightarrow V$
 $V/II_m \rightarrow II_m$
 $V/IV \rightarrow IV$
 $V/VI_m \rightarrow VI_m$

--	--	--	--	--	--	--	--

KEY - A MAJOR

$V/V \rightarrow V$
 $V/II_m \rightarrow II_m$
 $V/IV \rightarrow IV$
 $V/VI_m \rightarrow VI_m$

--	--	--	--	--	--	--	--

5. Fill in the letter-name symbols for this 6-chord sequence from "Out of My Head."
(Key is E major)

"Out of My Head" — Fastball — 1999

KEY - E major

I
 $V^7/IV \rightarrow IV$
 I
 $V^7/V \rightarrow V^7$

--	--	--	--	--	--

6. Fill in the letter-name symbols for this 8-chord sequence from “Don’t Know Why.”
(Key is Bb major)

“Don’t Know Why” — Norah Jones — 2003

KEY - Bb major

I_{maj7}	V^7/IV	IV	V/VIm
<div style="border: 1px solid green; width: 100px; height: 30px;"></div>	<div style="border: 1px solid green; width: 100px; height: 30px;"></div>	<div style="border: 1px solid green; width: 100px; height: 30px;"></div>	<div style="border: 1px solid green; width: 100px; height: 30px;"></div>
$VIm7$	V/v	$V7$	I
<div style="border: 1px solid green; width: 100px; height: 30px;"></div>	<div style="border: 1px solid green; width: 100px; height: 30px;"></div>	<div style="border: 1px solid green; width: 100px; height: 30px;"></div>	<div style="border: 1px solid green; width: 100px; height: 30px;"></div>

7. Fill in the letter-name symbols for this 6-chord sequence from “Gimme Three Steps.” (Key is D major)

“Gimme Three Steps” — Lynyrd Skynyrd — 1975

KEY - D major

I	IV	(V/v)	I	V	I
<div style="border: 1px solid green; width: 100px; height: 30px;"></div>	<div style="border: 1px solid green; width: 100px; height: 30px;"></div>	<div style="border: 1px solid green; width: 100px; height: 30px;"></div>	<div style="border: 1px solid green; width: 100px; height: 30px;"></div>	<div style="border: 1px solid green; width: 100px; height: 30px;"></div>	<div style="border: 1px solid green; width: 100px; height: 30px;"></div>



8. Fill in the letter-name symbols for this 7-chord sequence from “Tonight the Heartache’s on Me.” (Key is F major)



“Tonight the Heartache’s on Me” - Dixie Chicks - 1999

KEY - F major

V/VIm	VIm	$I/5$	(V^3/v)	I	V	I
<div style="border: 1px solid green; width: 100px; height: 30px;"></div>	<div style="border: 1px solid green; width: 100px; height: 30px;"></div>	<div style="border: 1px solid green; width: 100px; height: 30px;"></div>	<div style="border: 1px solid green; width: 100px; height: 30px;"></div>	<div style="border: 1px solid green; width: 100px; height: 30px;"></div>	<div style="border: 1px solid green; width: 100px; height: 30px;"></div>	<div style="border: 1px solid green; width: 100px; height: 30px;"></div>

9. Write in the secondary II m - V's for the following keys (write secondary dominants as 7th chords)

KEY		V /  VIm	VIm
D major	<input type="text"/>	<input type="text"/>	<input type="text"/>
A major	<input type="text"/>	<input type="text"/>	<input type="text"/>

		V /  bVI	bVI
E minor	<input type="text"/>	<input type="text"/>	<input type="text"/>
A minor	<input type="text"/>	<input type="text"/>	<input type="text"/>

10. Fill in the roman numerals for this 8-chord sequence from "Yesterday."
(Key is F major)

"Yesterday" — Beatles — 1965

KEY - F major

F	Em	A7	Dm
<input type="text"/>		<input type="text"/>	<input type="text"/>

C	Bb	C	F
<input type="text"/>	<input type="text"/>	<input type="text"/>	<input type="text"/>

- 11.** Write in the substitute dominant chords and their targets for the following major keys. (write sub V's as 7th chords)

KEY - C MAJOR

sub
V/I → I

sub
V/II^m → II^m

sub
V/IV → IV

sub
V/VI^m → VI^m

KEY - D MAJOR

sub
V/I → I

sub
V/II^m → II^m

sub
V/IV → IV

sub
V/VI^m → VI^m

- 12.** Fill in the letter-name symbols for this 5-chord sequence from “Get It Right the First Time.” (Key is F major)

“Get It Right the First Time” — Billy Joel — 1977

KEY - F major

III^m7

sub V/II^m →

II^m7

V7

I^maj7

13. Listen to the following song STARTING AT **0:29** and answer these 2 questions:

— Which measure has the most tension? Write bar number (ignore repeats)

— Which of the following devices was used to create a strong focal point ?

(Answer "yes" or "no" for each device)

☐

V to I resolution

☐

Extended section with an extra odd-numbered bar

☐

Avoidance of the I chord

☐

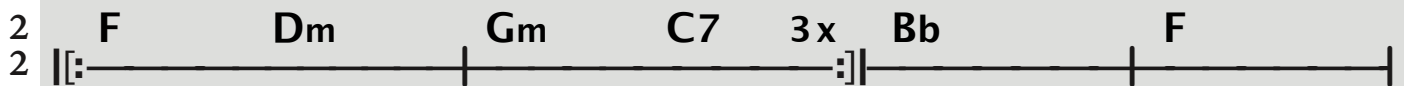
Stop time

For AUDIO, listen to the Ch. 12 Quiz Playlist, track 1. To navigate within the audio track, first click on the song title, then slide the progress bar forward to the desired starting point.

"Sh-Boom" — Chords — 1954

KEY - F major

 Tr. 1



0:29 VERSE



0:43 RELEASE



0:56 CHORUS

OPTIONAL EAR TRAINING QUESTIONS –

Listen to the following ear training questions and write in the chord names (either roman numerals or letters) as you hear them. These questions are in the same format as the Chapter 12 ear training exercises, with the **key note played four times before each chord progression starts**.

For AUDIO, listen to the Ch. 12 Ear Training Playlist

E.T. 1 (key of C major)

chord 1	ch 2	ch 3	ch 4
<input type="text"/>	<input type="text"/>	<input type="text"/>	<input type="text"/>

chord 5	ch 6	ch 7	ch 8
<input type="text"/>	<input type="text"/>	<input type="text"/>	<input type="text"/>

E.T. 2 (key of C major)

chord 1	ch 2	ch 3	ch 4
<input type="text"/>	<input type="text"/>	<input type="text"/>	<input type="text"/>

chord 5	ch 6	ch 7	ch 8
<input type="text"/>	<input type="text"/>	<input type="text"/>	<input type="text"/>



E.T. 3 (key of C major)

chord 1	ch 2	ch 3	ch 4
<input type="text"/>	<input type="text"/>	<input type="text"/>	<input type="text"/>
chord 5	ch 6	ch 7	ch 8
<input type="text"/>	<input type="text"/>	<input type="text"/>	<input type="text"/>



E.T. 4 (key of C major)

chord 1	ch 2	ch 3	ch 4
<input type="text"/>	<input type="text"/>	<input type="text"/>	<input type="text"/>
chord 5	ch 6	ch 7	ch 8
<input type="text"/>	<input type="text"/>	<input type="text"/>	<input type="text"/>



E.T. 5 (key of C major)

chord 1	ch 2	ch 3	ch 4
<input type="text"/>	<input type="text"/>	<input type="text"/>	<input type="text"/>
chord 5	ch 6	ch 7	ch 8
<input type="text"/>	<input type="text"/>	<input type="text"/>	<input type="text"/>