

Answer Key

Chapter 11 QUIZ

The quiz is broken down into two parts that can be graded separately -

1. The MAIN QUIZ with 100 total points, and
2. An optional EAR TRAINING SECTION with 100 additional points.

If you choose to include the Ear Training, just decide what percent of the overall quiz grade the additional Ear Training Questions should be (weight as a group) vs. the rest of the quiz (weight as a group).

QUIZ INSTRUCTIONS TO STUDENTS -

For answers that require names of notes (letters) or scale degrees (numbers), use the symbols “ # ” or “ b ” when necessary, NOT the words "sharp" or “flat.”

10 pts

1. SCALE REVIEW - Spell the following scales. Use one dash between each note name and include the tonic (starting) note again at the end.

(For example: G-A-B-C-D-E-F#-G).

Bb major

F major

E major

Ab major

14 pts

2. TRIADS REVIEW - Write in the diatonic triads for the following major keys. Use letter names, not roman numerals. Place the chords in ascending order.

Key of A MAJOR

--	--	--	--	--	--	--

Key of D MAJOR

--	--	--	--	--	--	--

Key of G MAJOR

--	--	--	--	--	--	--

6 pts

3. Name the four main chords of blues rock tonality. Answer with roman numerals in ascending order, and put one dash between each chord.

--

8 pts

4. Write the four main chords in the following blues rock tonalities. Answer with letter names in ascending order and put one dash between each chord.

E BLUES ROCK

--

C BLUES ROCK

--

A BLUES ROCK

--

6 pts

5. Spell the following chords. Include one dash between each note and order your notes in ascending pitch.

D5

F5

A5

Bb5

6 pts

6. Fill in the letter-name symbols for this 6-chord sequence from “Shut Up and Drive.” (Key is C# blues rock)

“Shut Up and Drive” — Rihanna — 2007

KEY - C# blues-rock

bIII5

bVII5

I5

IV5

bVII5

I5

3 pts

7. Fill in the roman numerals for this 3-chord sequence from “La Grange.” (Key is A blues rock)

“La Grange” — ZZ Top — 1973

A blues-rock

A5

C5

D5

5 pts

8. Fill in the roman numerals for this 5-chord sequence from “Back Against the Wall.” (Key is Ab blues rock)

“Back Against the Wall” - Cage the Elephant - 2008

**KEY - Ab
blues-rock**

Ab	Gb	Cb	Db	Ab
<input type="text"/>	<input type="text"/>	<input type="text"/>	<input type="text"/>	<input type="text"/>

5 pts

9. Fill in the roman numerals for this 5-chord sequence from “Hey Joe.” (Key is E blues rock)

“Hey Joe” — Jimi Hendrix — 1967

E blues-rock

C	G	D	A	E
<input type="text"/>	<input type="text"/>	<input type="text"/>	<input type="text"/>	<input type="text"/>

9 pts

10. Fill in the roman numerals for this 9-chord sequence from “I Want You.”

“I Want You” — Savage Garden — 1997

**key
G maj:**

G	C	D	C	D	C
<input type="text"/>	<input type="text"/>	<input type="text"/>	<input type="text"/>	<input type="text"/>	<input type="text"/>

VERSE

**new key
G blues rk:**

Bb	C	G
<input type="text"/>	<input type="text"/>	<input type="text"/>






CHORUS

14 pts

11. Listen to the following songs. Which songs are based on a repeating 1, b3, 4 or 1, 4, b3 bass riff ? Answer yes or no. (Hint: there are only 3)

For AUDIO, listen to the Ch. 11 Quiz Playlist, tracks 1 thru 6

boogie bass
Y or N ?

 Tr. 1	"Green Onions"	Booker T & The MG's	1962	<input type="text"/>
 Tr. 2	"December"	Collective Soul	1995	<input type="text"/>
 Tr. 3	"Close to You"	Stevie Ray Vaughan	1991	<input type="text"/>
 Tr. 4	"Spirit in the Sky"	Norman Greenbaum	1970	<input type="text"/>
 Tr. 5	"Don't Stop"	Foster The People	2011	<input type="text"/>
 Tr. 6	"I Got a Line on You"	Spirit	1969	<input type="text"/>

14 pts

12. Listen to the following song STARTING AT **0:14** and answer these 2 questions:

— Which measure has the most tension? Write bar number (ignore repeats)

— Which of the following devices was used to create a strong focal point ?
(Answer "yes" or "no" for each device)

V to I resolution

Drum fill

Extended section with an extra odd-numbered bar

Avoidance of the I chord

Stop time


To navigate within the audio track, slide the progress bar forward to the desired starting point.

"Sunshine Girl" — Britt Nicole — 2007

KEY - G blues-rock

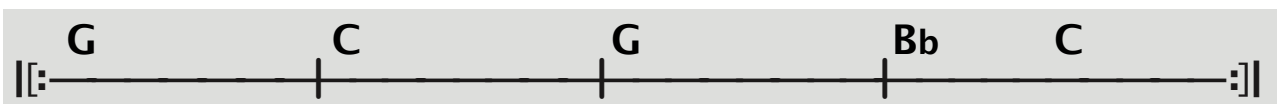
 Tr. 7

4
4



0:14 VERSE

The staff shows a sequence of four chords: G5, F5, G5, and F5. The first measure is marked with a repeat sign (double bar line with two dots). The sequence ends with a double bar line and a repeat sign.



0:44 CHORUS

The staff shows a sequence of five chords: G, C, G, Bb, and C. The first measure is marked with a repeat sign (double bar line with two dots). The sequence ends with a double bar line and a repeat sign.

OPTIONAL EAR TRAINING QUESTIONS –

Listen to the following ear training questions and write in the chord names (either roman numerals or letters) as you hear them. These questions are in the same format as the Chapter 11 ear training exercises, with the **key note played four times before each chord progression starts**.

For AUDIO, listen to the Ch. 11 Ear Training Playlist

40 pts

 **E.T. 1** (key of G blues-rock)

chord 1	ch 2	ch 3	ch 4	ch 5
<input type="text"/>	<input type="text"/>	<input type="text"/>	<input type="text"/>	<input type="text"/>

ch 6	ch 7	ch 8	ch 9	ch 10
<input type="text"/>	<input type="text"/>	<input type="text"/>	<input type="text"/>	<input type="text"/>

28 pts

🔊 E.T. 2 (key of G blues-rock)

chord 1	ch 2	ch 3	ch 4	ch 5	ch 6	ch 7
<input type="text"/>	<input type="text"/>	<input type="text"/>	<input type="text"/>	<input type="text"/>	<input type="text"/>	<input type="text"/>

32 pts

🔊 E.T. 3 (key of G blues-rock)

chord 1	ch 2	ch 3	ch 4	ch 5	ch 6	ch 7	ch 8
<input type="text"/>	<input type="text"/>	<input type="text"/>	<input type="text"/>	<input type="text"/>	<input type="text"/>	<input type="text"/>	<input type="text"/>